




# Bookmaking

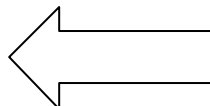

1. Take a sheet of paper or thin card and fold into 8.




2. Fold the paper or card back into half.




3. Cut from the centre fold to the middle.




4. Open up the sheet of paper and fold back lengthways.



5. Push back from the edges into the middle.



6. So that it looks like this: - (from the top).



7. You now have a staple-less book.

